

# The Los Angeles County Juvenile Probation Outcomes Study

## Summary of Study Findings

*April 2015*



Denise C. Herz, Ph.D.  
*California State University, Los Angeles*

Kristine Chan, MSW  
*California State University, Los Angeles*

Susan K. Lee, Esq.  
*Advancement Project*

Melissa Nalani Ross, MPP  
*Advancement Project*

Jacquelyn McCroskey, DSW  
*University of Southern California*

Michelle Newell, MPP  
*Children's Defense Fund-California*

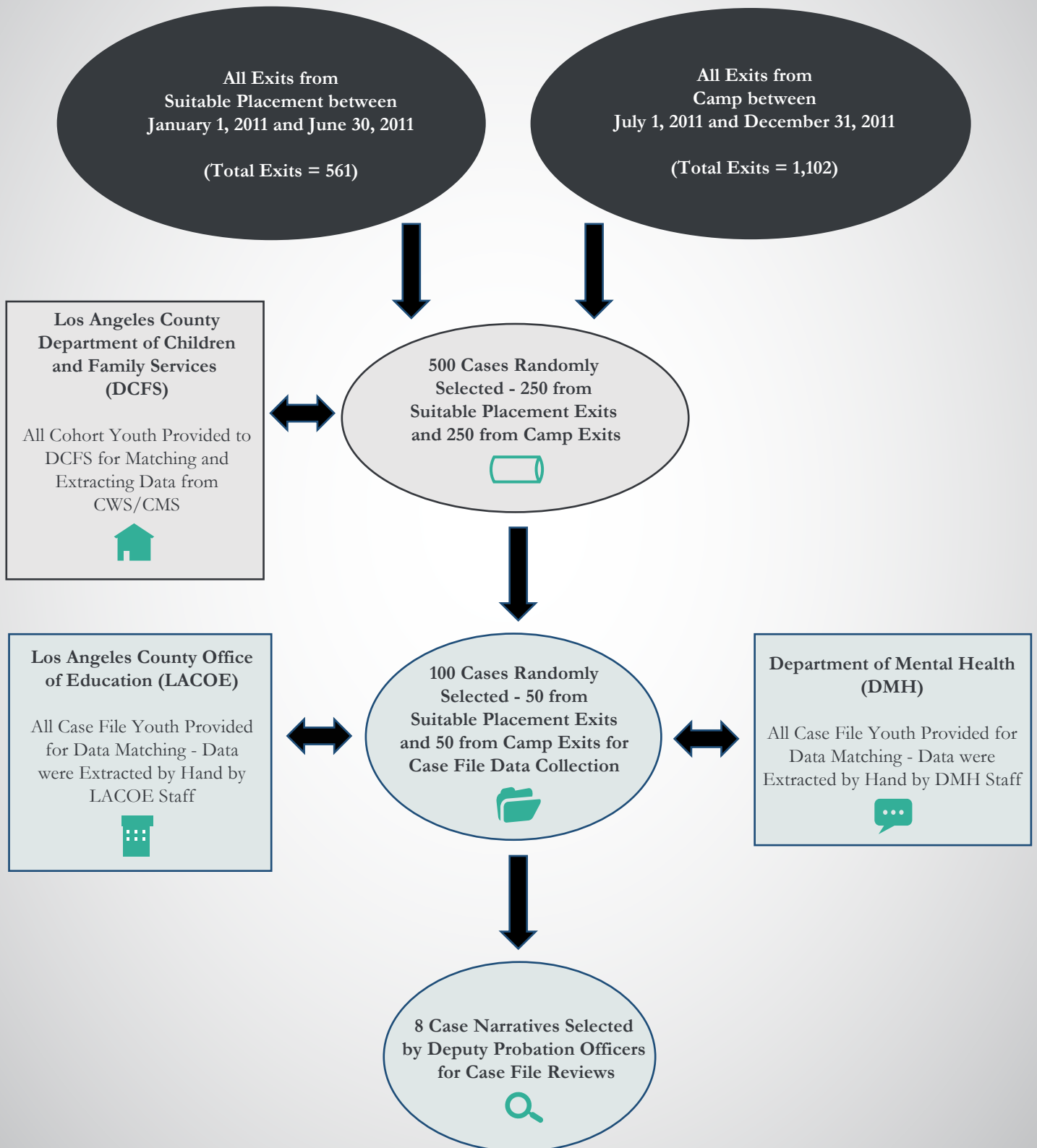
Caneel Fraser, Esq.  
*Advancement Project*

*Study made possible through the support of  
the W.M. Keck Foundation and the  
California Wellness Foundation.*

# The Los Angeles County Juvenile Probation Outcomes Study

1

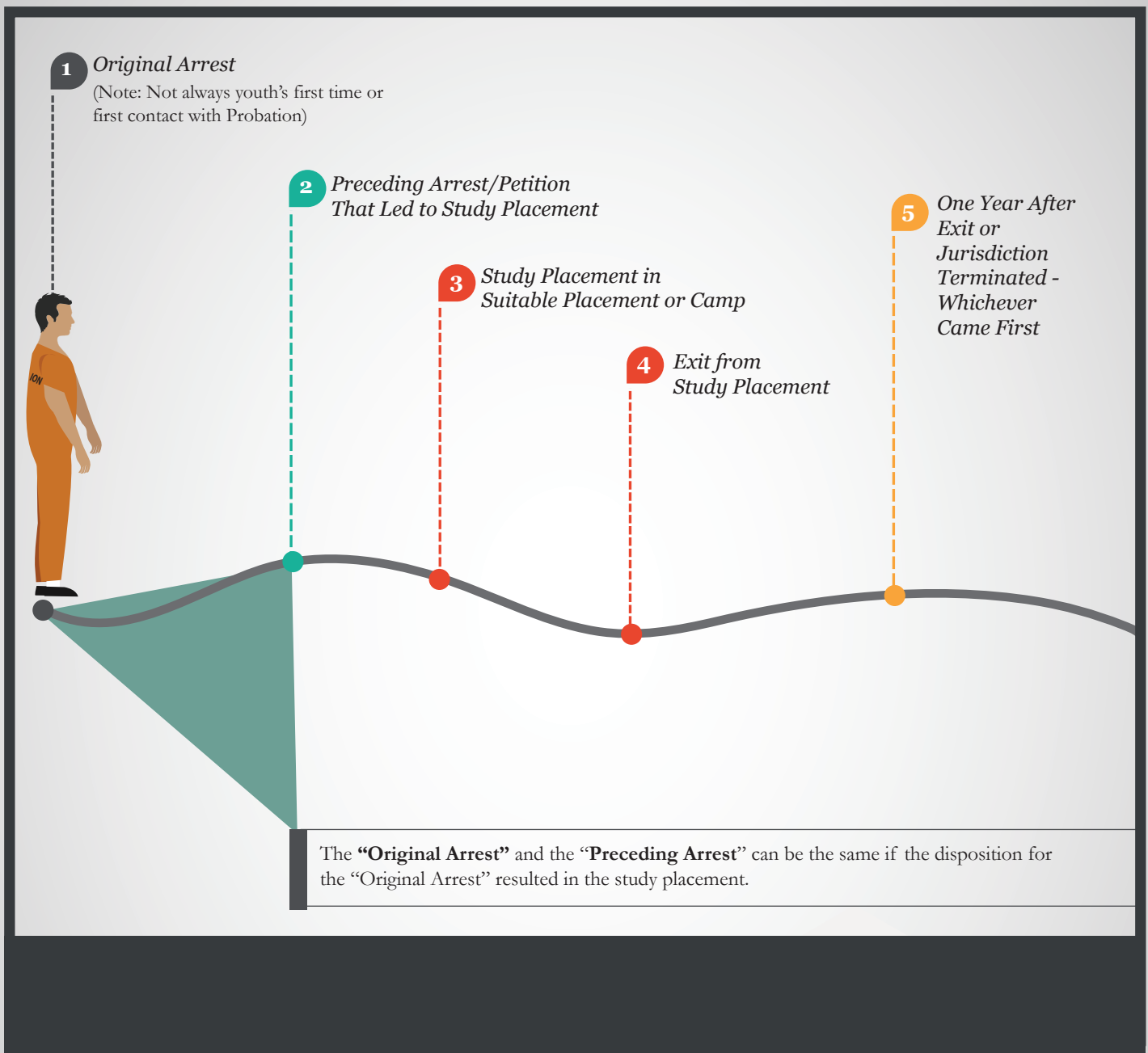
## OVERVIEW OF STUDY STRUCTURE & DATA SOURCES



What was the study time frame  
for case file data collection?



## STUDY TIME FRAME FOR CASE FILE DATA COLLECTION (N=100)



What are the characteristics of these youth?

# YOUTH CHARACTERISTICS (N=100)



**60% Males**



**40% Females**

**NOTE:** Females were oversampled. Original distribution was 10% in Camp and 20% in Suitable Placement.



LATINO (56%)

AFRICAN-AMERICAN (36%)

CAUCASIAN/OTHER (8%)

**Family (Mother, Father, and/or Siblings) Had a History of Any of the Following Based on Self-Report to the Probation Officer:**



*Public Assistance*

**56%** | **60%**  
SUITABLE PLACEMENT | CAMP



*Substance Abuse*

**38%** | **30%**  
SUITABLE PLACEMENT | CAMP



*Arrest/Incarceration*

**68%** | **60%**  
SUITABLE PLACEMENT | CAMP



*Gang Involvement*

**22%** | **20%**  
SUITABLE PLACEMENT | CAMP

**Average Age at the "Original Arrest"**

SUITABLE PLACEMENT **14**  
CAMP **15**

**Average Length in Study Placement**

**SP** | **CAMP**  
**8** | **4**  
MOS | MOS

**% Placed "Home on Probation" within 1 Year Prior to Study Placement**

**72%** | **76%**  
SUITABLE PLACEMENT | CAMP

**% of Study Placements Resulting from a Probation Violation**

**76%** | **62%**  
SUITABLE PLACEMENT | CAMP

**Average Age at Time of Placement**

SUITABLE PLACEMENT **15**  
CAMP **16**

**% Under Probation Supervision at Time of Study Placement**

**90%** | **92%**  
SUITABLE PLACEMENT | CAMP



*What was their involvement in other systems?*



## MULTISYSTEM INVOLVEMENT

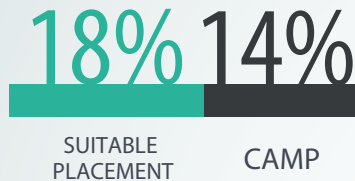


### DCFS CONTACT

Based on 500 cohort youth, 18 cases not included (N=482)

#### Some Type of DCFS Contact in Youths' Lives

i.e., a Referral, Substantiated Allegation, and/or an Open Case



#### Average Number of Referrals to DCFS

SUITABLE PLACEMENT  
(10 Referrals)



CAMP  
(8 Referrals)



100% of youth with DCFS contact that had at least one open DCFS case



### LACOE/EDUCATION

Based on 100 case file youth, 4 cases not included (N=96)

#### Average Number of Irregular School Transitions at Any Point in Youths' Lives, including during Probation



Measured by changes in schools for at least 30 days, excludes normal movements and movements back to the same school (e.g., waiting for court hearing at juvenile hall).

#### % Credit Deficient at Time Entering Study Placement



#### Youth with an Individual Education Plan at Time of Study Placement



Determined by LACOE during Probation Involvement



### DMH SERVICES

Based on 100 case file youth, 2 cases not included (N=98)

#### Percentage of Youth with a DSM Diagnosis (based on most recent known diagnosis recorded)...

**92%**  
DSM-IV-TR  
Diagnosis

Most Prevalent **Primary** Diagnosis are Disruptive Behavior Disorders, followed by Mood Disorders, and Substance Abuse.

**50%**  
Substance Use  
Related Diagnosis

The most significant abuse problem involved cannabis followed by alcohol.

#### Received DMH Treatment/Services...

Ever in the Community  
(Not a Result of Probation Involvement)



1 Year Prior to the Study Placement  
(As a Result of Probation Involvement)



1 Year After Placement/Camp Exit



What behavioral health treatment services did youth receive across the study time frame?



# TOP 3 BEHAVIORAL HEALTH TREATMENT SERVICES RECEIVED (N=100)

## Suitable Placement

ONE YEAR PRIOR TO  
PRECEDING ARREST/PETITION

60% INDIVIDUAL COUNSELING

38% FAMILY COUNSELING (GENERIC)

30% SUBSTANCE ABUSE OUTPATIENT

DURING PLACEMENT

98% INDIVIDUAL COUNSELING

88% FAMILY COUNSELING (GENERIC)

86% GROUP COUNSELING

AFTER EXIT

86% INDIVIDUAL COUNSELING

72% FAMILY COUNSELING (GENERIC)

56% SUBSTANCE ABUSE OUTPATIENT

## Camp Placement

ONE YEAR PRIOR TO  
PRECEDING ARREST/PETITION

64% INDIVIDUAL COUNSELING

42% SUBSTANCE ABUSE OUTPATIENT

40% ALCOHOL/DRUG EDUCATION

DURING PLACEMENT

92% INDIVIDUAL COUNSELING

68% ALCOHOL/DRUG EDUCATION

66% SUBSTANCE ABUSE OUTPATIENT

AFTER EXIT

84% INDIVIDUAL COUNSELING

62% SUBSTANCE ABUSE OUTPATIENT

48% ALCOHOL/DRUG EDUCATION

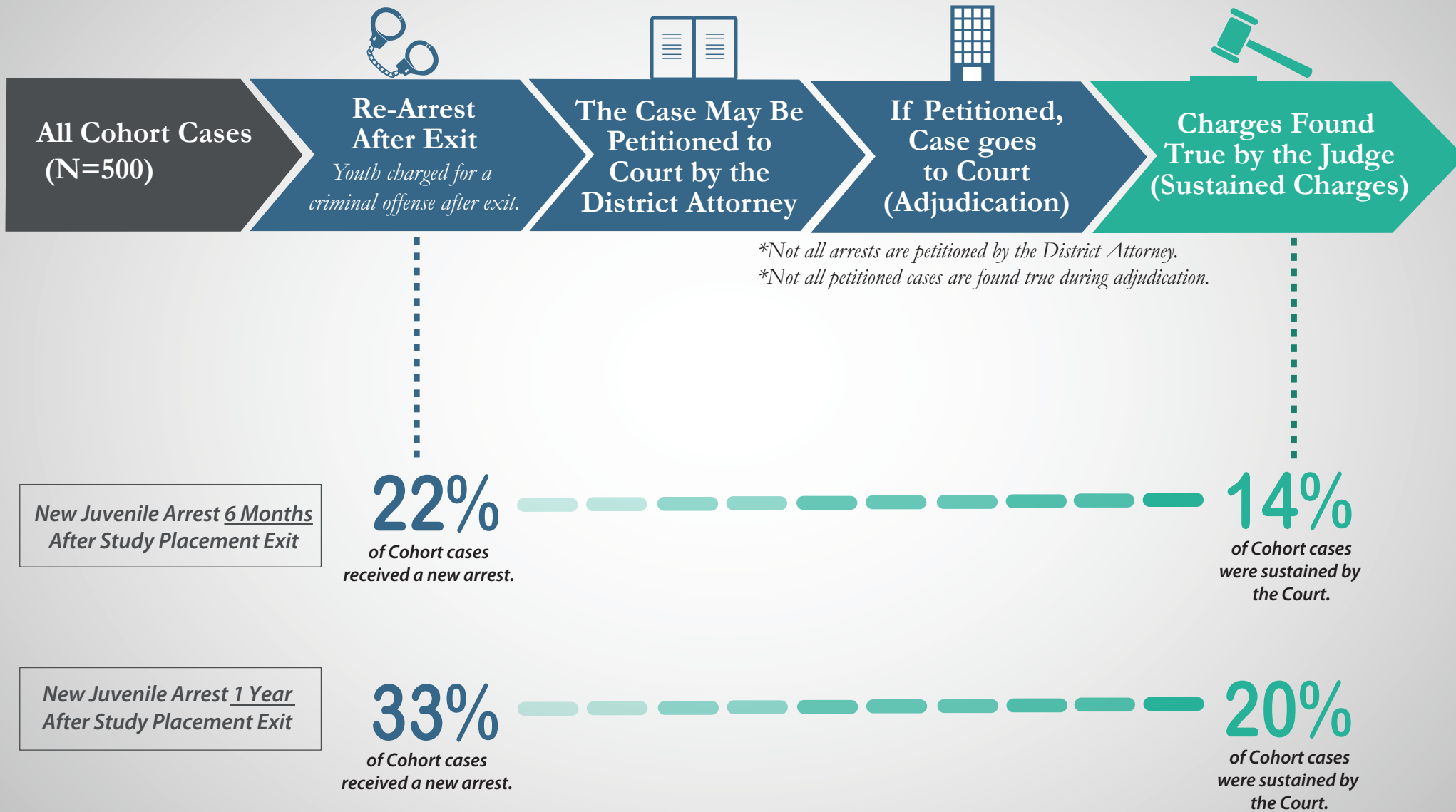


To what extent did youth  
reoffend after placement exit?



## RECIDIVISM FOR ALL COHORT CASES (N=500)

NEW JUVENILE ARRESTS AND SUSTAINED PETITIONS AFTER STUDY PLACEMENT EXIT



# RISK & RESILIENCY FACTORS IDENTIFIED BY DEPUTY PROBATION OFFICERS IN CASE NARRATIVES (N=8)

## SUITABLE PLACEMENT

CASES WITH MORE POSITIVE OUTCOMES

### JAMES

+Support

+GED/HS

#### Challenges

Parental Criminality  
Parental Substance Abuse  
Poor School Performance  
Suspensions/Expulsions  
Mental Health Needs

### SARA

+Support

+GED/HS

+College Enrolled

+Employed

#### Challenges

Absent/Uninvolved Father  
Drug Use (Age <15)  
Mental Health Needs

CASES WITH MORE CHALLENGING OUTCOMES

### DYLAN

#### Challenges

Parental Criminality  
Absent/Uninvolved Father  
DCFS Referral  
Sibling Delinquency  
Poor School Performance  
Individual Education Plan  
Gang-affiliated  
Drug Use (Age <15)

### BRENDA

#### Challenges

Parental Criminality  
Parental Substance Abuse  
Absent/Uninvolved Father  
DCFS Referral and Dual Supervision  
Poor School Performance  
Suspensions/Expulsions  
Individual Education Plan  
Runaway/AWOL  
Sexual Exploitation/CSEC  
Teen Pregnancy  
Gang-affiliated  
Drug Use (Age <15)  
Mental Health Needs

+Support

## CAMP

CASES WITH MORE POSITIVE OUTCOMES

### DAVID

+Support

+GED/HS

+College Enrolled

+Employed

#### Challenges

Sibling Delinquency  
Poor School Performance  
Suspensions/Expulsions  
Gang-affiliated  
Mental Health Needs

### VALERIE

#### Challenges

Parental Criminality  
Parental Substance Abuse  
Absent/Uninvolved Father  
Poor School Performance  
Suspensions/Expulsions  
Drug Use (Age <15)  
Mental Health Needs

+Support

+GED/HS

+College Enrolled

CASES WITH MORE CHALLENGING OUTCOMES

### STEVEN

#### Challenges

Parental Substance Abuse  
Absent/Uninvolved Father  
Poor School Performance  
Suspensions/Expulsions  
Runaway/AWOL  
Gang-affiliated  
Drug Use (Age <15)  
Mental Health Needs

+Support

### NICOLE

#### Challenges

Parental Criminality  
Parental Substance Abuse  
Absent/Uninvolved Father  
DCFS Referral and Dual Supervision  
Poor School Performance  
Suspensions/Expulsions  
Runaway/AWOL  
Sexual Exploitation/CSEC  
Teen Pregnancy  
Gang-affiliated  
Drug Use (Age <15)  
Mental Health Needs